



# FL936F

## Technical Features of FL936F:


- Equipped with Weichai WP6G 125E22 engine as standard configuration and with YC6B125-T20 engine as optional;
- Adopted a large vision, all closed damping cab, comfortable and safe operation environment;
- Optional pilot control, easy and light operation;
- Hydro-mechanical transmission avoids the stop due to the sudden increased external load, absorbs and eliminates the vibration and shocks on the engine due to the external load, and increases machine life cycle;
- Four-wheeled driving, low-pressure, wide-base, off-highway tires, with good performance of passing.



# Products Information



Wider track



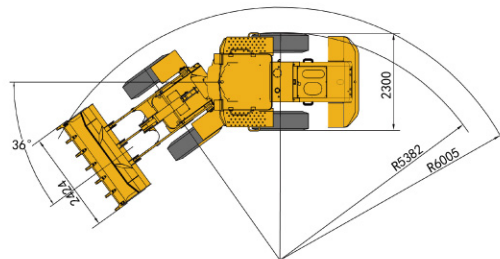
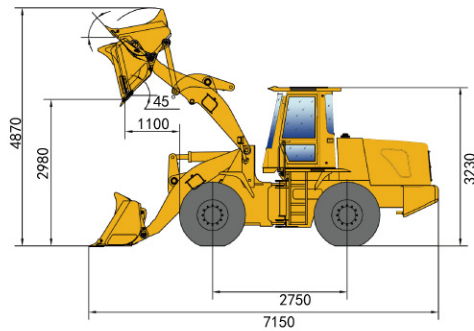
Full Forged Integral Hydraulic Connector



Hydraulic and Brake Systems



Optimized cooling system



## Main parameters

Rated load	kg	3000
Operating weight (standard)	kg	10070
Rated bucket capacity	m <sup>3</sup>	1.8
Maximum breakout force	KN	120
Maximum traction force	KN	92
Total cycle time	s	10.5
Maximum dump height	mm	2980
Maximum dump distance	mm	1100
Forward speed range	km/h	0 ~ 37
Reverse speed range	km/h	0 ~ 28.5
Transport dimensions (L × W × H)	mm	7150×2424×3230
Maximum steering angle	°	36
Maximum gradeability	°	30
Minimum turning radius	mm	6005
Tire size	/	17.5-25-12PR

## Engine parameters

Model	/	WP6G125E22
Type	/	6-cylinder, in-line, direct injection and turbocharged
Rated power/speed	kw/rpm	92/2200
Maximum torque	N·m	500@1400 ~ 1600
Cylinder diameter	mm	105
Stroke	mm	130
Displacement	L	6.754
Fuel consumption	g/kw·h	225

## Hydraulic system

Work system pressure	Mpa	16
----------------------	-----	----

## Braking System

Running braking system type	/	Single pipeline gas-oil 4-wheel clipper disc braking
Parking / emergency brake system type	/	Clipper disc braking

## Tank Capacity

Fuel tank	L	155
Hydraulic oil tank	L	180